




WELL Communications



Olympia Bariatric

by Haelvoet



HAEVOET NV **BELGIUM**
L. BEKAERTSTRAAT 8, 8770 INGELMUNSTER
T +32 (0) 51 48 66 95 F +32 (0) 51 48 73 19
INFO@HAEVOET.BE WWW.HAEVOET.BE

HOSPITAL - NURSING HOME FURNITURE

Olympia

extra large comfort



001	Hand switch • Easy to use autonomously
	Functional and user-friendly. The hand switch is equipped with all functions to put the patient in his desired seating, lying or reading position.
002	Mattress platform • For a comfortable lying position in 3 widths
	The mattress platform consists of solid laminate mattress platform sections. It can be extended in 3 different widths: 91 cm - 111 cm - 131 cm.
003	Bed panels • Functional at every width
	The Vela head and foot panels are available in 3 different widths (104-124-144 cm). The panels can be removed without needing any tools. The bed panels are equipped with bumpers that protect the entire bed and walls during any movement.
004	Cases • Optimal care
	The two cases at the head and foot of the bed can be used to install an IV rod, a lifting pole or other accessories.
005	Sideguards (*) • Safety has no price
	The Atmosphère sideguards protect the patient over 2/3 of the bed.
006	CPR lever • Central and within reach
	Thanks to the CPR lever, you can manually put the backrest in a horizontal position. This lever is situated within your reach on both sides of the bed.
007	Accessory holders • First-class functionality
	Three multifunctional holders on both sides of the bed make it possible to install and use accessories very fast and easily.
008	High/low system • Highly stable
	The high/low supports can lift 500 kg and guarantee an excellent bed stability at all heights. The bed can be easily adjusted between 42 and 82 cm, which makes it easier to get in and out of the bed or to treat a patient.
009	Central brake • Activated with one single movement
	The castors are equipped with a central brake mechanism. Thanks to the accessible castor brake pedal, the Olympia bed simplifies patient treatments by the nursing staff considerably.
010	Castors • Superb manoeuvrability
	The bed is equipped with double design castors (diam. 150 mm), each having a dynamic load capacity of 2000 N.
011	Mini nurse box or nurse box with blanket rack (*)
	These options make it possible to switch off several electric bed functions selectively.

Haelvoet nv
Edition 2013
Haelvoet reserves the right to modify the product.
Small colour deviations are possible.

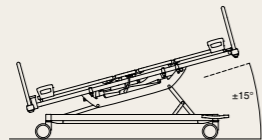
* option for Olympia Bariatric

Comfort for everyone

Nowadays, both the patient and nursing staff demand comfortable and ergonomic beds. Only then, the patient can be as autonomous as possible, whereas the nursing staff can work efficiently.

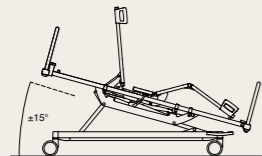
- **Hand switch**

The hand switch is user-friendly and easy to operate. It is equipped with clear and recognizable push buttons:



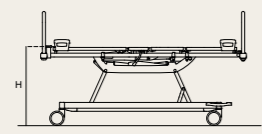
- **(Reverse) Trendelenburg position**

The Reverse Trendelenburg position can be activated by means of the hand switch, the nurse box (*) or the mini nurse box, whereas the Trendelenburg position can only be activated by means of the mini nurse box or nurse box.



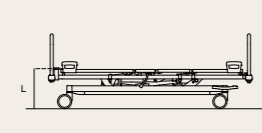
- **Seating or relax position**

The backrest, knee rest and mattress platform are inclined simultaneously, whereas the foot end is put in its lowest position. The seating position is the best position in case of intestinal complaints, respiratory problems and heart or lung diseases. This position is also recommended when the patient wants to eat, drink or read.



- **High position**

The highest position of the bed is 82 cm. The patient can be examined and treated without straining your back.



- **Low or sleeping position**

The low bed position of 42 cm makes it easier for the patient to get in and out of the bed.

- **Mini nurse box and nurse box**

The mini nurse box is equipped with the same functions of the hand switch. Next to that, it also allows the nursing staff to set the following positions or functions:

- the Trendelenburg position, which may not be activated by the patient;
- the CPR function that brings the patient in the lowest horizontal position;
- the "key button" to lock the hand switch selectively.

If you decide to install the optional nurse box, the bed will be standard equipped with an extendible blanket rack. The nurse box can also be taken out of the drawer and fastened to the foot panel.




* option for Olympia Bariatric

Safety, mobility and flexibility galore

- **Sideguards**

The **Atmosphère sideguards** offer complete patient safety in each bed position. The sideguards constitute one unit and can be lowered by means of an easy locking mechanism. Thanks to the 4 horizontal siderails, extra thick mattresses (up to 22 cm) can be used.



- **OpenBus intelligent control box**

The OpenBus technology adds extra intelligence to the bed and its accessories. In the near future, Openbus will be able to register sensor data and pass this information to the nursing staff. The possibility exists to fix on the bed frame a clear reading lamp (*) controlled and powered by the OpenBussystem, which means that no extra socket is needed.



- **Integrated bed extension**

A hospital bed has to fulfil everybody's wishes, irrespective of the length of the patient. The integrated bed extension makes it possible to extend the bed by 20 cm. When combined with the optional footrest extension (*), a complete mattress platform functionality is guaranteed.



001 The nurse box (*) is situated at the foot of the bed, and is easily accessible for the nursing staff.


002 An extendible drawer (*) is convenient to install the optional nurse box. It can also be used as a blanket rack.

003 High-quality heavy duty twin castors (diam. 150 mm) with a directional castor.

004 Filler mattresses (*) must be used when the mattress platform is widened.

- **Widening the mattress platform**

An extra wide bed can decrease the degree of mobility, both in the room and in the ward or elevator. With an adjustable mattress platform, it is possible to narrow the bed from 131 cm to 111 cm or 91 cm.



Olympia Bariatric Summary

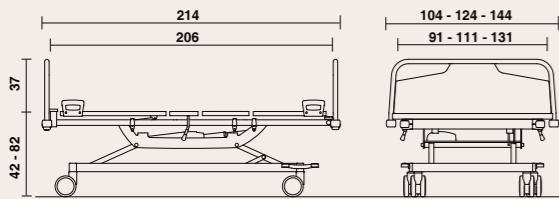
Electric protection class I

The bed is earthed via the mains cable.

The advantages are:

- a bigger ESD (Electrostatic Discharge) immunity;
- a drop in the electromagnetic field.

Dimensions and performances



- length: 214 cm, width: 104-124-144 cm;
- height variation of the mattress platform: ± 42 cm - ± 82 cm;
- clearance height: 150 mm;
- safe working load: 500 kg;
- weight (without accessories): 209 kg;
- mattress platform dimensions: 206 x 91-111-131 cm;
- mattress dimensions: 195 x 90 cm, thickness: 14 to 22 cm (*).

* Optional filler mattresses have to be used, when the mattress platform is widened.

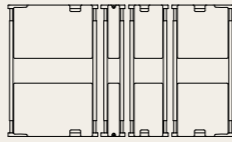
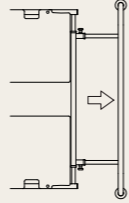

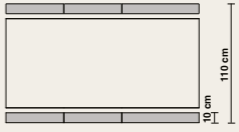
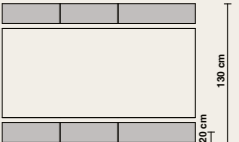
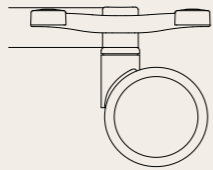
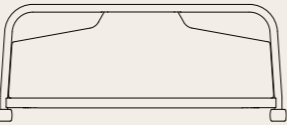
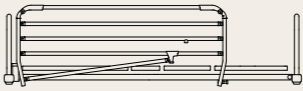





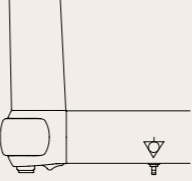

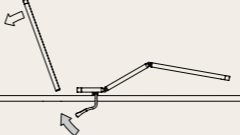
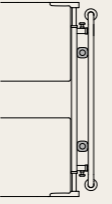



Haelvoet makes sure that its excellent price-quality ratio is not at the expense of the environment. Our company considers durability – in all possible meanings – of paramount importance. All our products have a long lifespan and are delivered with a 10-year-guarantee on construction errors.











The Olympia Bariatric bed is made in accordance with ISO 9001:2008 and complies with the European Medical Devices Directive 93/42/EEC and all other applicable European harmonised norms:

- EN 60601-1 Medical electrical equipment - Part 1: General requirements for basic safety and essential performance.
- EN 60601-1-2 Medical electrical equipment - Part 1-2: General requirements for safety and essential performance - Secondary norm: Electromagnetic compatibility - Requirements and tests.
- EN 60601-2-52 Medical electrical equipment - Part 2-52: Particular requirements for the safety of electrically operated hospital beds.
- EN ISO 14971 Risk analysis for medical products.

	Standard Olympia			Options Olympia		
MATRESS PLATFORM						
	• 4-section solid laminate mattress platform	• Telescopic bed extension up to 20 cm		• Viscoelastic bariatric mattress, thickness: 20 cm, density: 80 kg/m ³	• 6 filler mattresses, thickness: 20 cm, width: 10 cm	• 6 filler mattresses, thickness: 20 cm, width: 20 cm
CASTORS						
	• Heavy duty twin castors \varnothing 150 mm, central brake					
PANEL TYPE						
	• Vela panel (3 different widths: 104-124-144 cm)					
SIDEGUARDS						
				• Atmosphere sideguards		
CONTROLS						
	• Hand switch	• Mini nurse box (ACC)		• Nurse box (ACO) + extendible drawer	• Illuminated hand switch	• Nightlight under the bed
EXTRAS						
	• Equipotential connection	• Battery with alarm signal	• Manual quick release (CPR)	• 2 cases at the head and foot end	• Reading lamp	

Accessories

The accessories we offer can be harmoniously connected with the existing cases and accessory holders. Haelvoet strongly pays attention to this, so that the accessories offer you the same top quality as our hospital beds. After all, only the best materials are good enough.

001 Lifting pole	005 Flexible hand switch holder
 <p>The lifting pole is made of a bent thick-walled steel tube. It is equipped with a handle, a manually adjustable ribbon and 2 hooks.</p>	 <p>The flexible hand switch holder is within the reach of both the patient and the nursing staff. The holder is installed in a provided case.</p>
002 Traction frame	006 Bowl holder
 <p>The traction frame can be put in the two cases at the head of the bed, or in the panel cases at the foot. The bent steel tube is finished with a chromium layer.</p>	 <p>Two bowls can be placed into the bowl holder. The holder is fastened to two standard accessory hooks.</p>
003 Accessory bracket	007 IV rod
 <p>The extra accessory bracket can be used in case of specific customer needs. The bracket is equipped with 4 hooks and has a length of 340 mm. It is installed in the two standard accessory hooks on the Olympia bed.</p>	 <p>The IV rod consists of a fixed and a height-adjustable part. The height-adjustable part is equipped with 4 hooks and has to be tightened by means of a turning knob. The IV rod is also available in a non-adjustable version with 2 hooks.</p>
004 Name card holder	008 Urine bottle holder
 <p>The name card holder can be put on the bed panel. This accessory enables you to identify the patient very quickly and easily.</p>	 <p>The urine bottle holder is installed in two synthetic accessory hooks that are standard on the Olympia bed. You can choose between two different models.</p>

009 Removable footrest extension	013 Oxygen bottle holder
 <p>To use the mattress platform optimally when the bed is extended, you can opt for a loose footrest extension of 20 cm that has to be put at the foot end.</p>	 <p>The oxygen bottle holder consists of a strong arm and a basket made of solid steel wire. It is finished with a chromium layer. The oxygen bottle holder can be installed in one of the two cases at the head of the bed.</p>
010 File holder	014 Writing table
 <p>The synthetic file holder is equipped with a paper clip. The file holder can be attached to the bed panel. The following dimensions are available:</p> <ul style="list-style-type: none"> • A4 vertical (see picture) or horizontal • A3 horizontal 	 <p>The writing table is fastened to the bed panel. The solid laminate tablet is equipped with a handle and can be put in three different positions.</p>
011 Wall spacer	015 Inclination indicator
 <p>A rubber wheel makes sure that there is a safe distance between the bed and the wall during the height-adjustment of the bed.</p>	 <p>The inclination indicator shows the inclination angle of the different bed positions. The inclination indicator is available per set of two pieces. It can be put on the backrest, knee rest and mattress platform frame.</p>
012 Bed pan holder	
 <p>The bed pan can be easily attached to the bed panel when it doesn't have to be used.</p>	


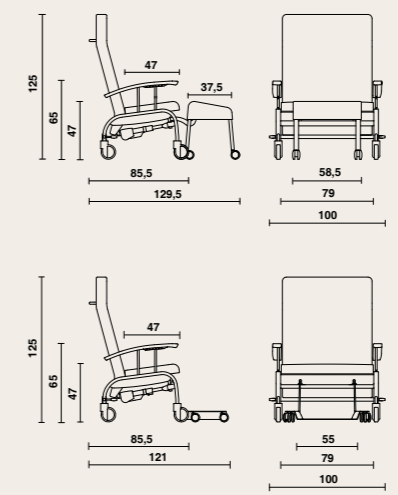


Fero Bariatric

The Fero Bariatric is a very comfortable chair that has been especially developed for bariatric patients. The electrically tiltable backrest and the high-quality upholstery materials guarantee an optimal comfort when the patient wants to sit down for a long time. The lowerable armrests make it possible to transfer the patient very easily.

The Integral design castors, equipped with a central brake mechanism, make it possible to move the patient without any problems.

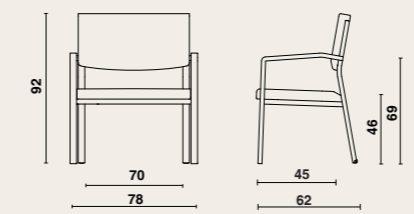
Furthermore, the chair has been designed in such a way that it does not contrast with a modern care chair.



001 Removable footrest (*).
 002 Removable legrest (*).
 003 Flexible hand switch holder (*).

Ellia Bariatric

This strong armchair fulfils both the physiological and individual needs of a bariatric patient:



- The seat has been widened, whereas its depth has been increased;
- The seat is made of High Density CMHR foam and has been slightly bent to improve the pressure distribution;
- The armrests constitute one unit with the legs and are firmly connected to the rear frame;
- The armrests offer optimum support while getting in and out of the chair;
- The gap between the seat and the backrest simplifies cleaning;
- Integrated auxiliary wheels at the back legs make it easy to move the chair.

