



Vico

Stretcher

by Haelvoet



Vico

prompt action at all times



001	Sideguards (*) • Safety has no price
	The Atmosphere sideguards protect the patient over 2/3 of the stretcher.
002	Mattress • For a comfortable lying position
	Two mattress types have been developed for the Vico Stretcher. The standard mattress consists of 7 cm of CMRH foam. The comfort mattress (*) has a thickness of 10 cm, of which 3 cm is filled with visco-elastic foam.
003	Push handles • Easy to fold
	These practical handles help you to manoeuvre the stretcher. When not used, these push handles can be folded very easily. By doing so, all necessary treatments can be given without any hindrance. The push handles are standard at the head end. They can be optionally installed at the foot end.
004	Mattress platform • X-ray transparency
	The mattress platform consists of 2 standard solid laminate sections that can be used for a radiological examination of the thorax. A mattress platform with 4 solid laminate sections (*) is optionally available.
005	Cases • Optimal care
	Two accessory cases at the head and foot end make sure that the stretcher can be equipped optimally.
006	Operating lever • Within reach
	The backrest can be easily adjusted up to 90° by means of a gas spring.
007	High/low system • Highly stable
	The high/low supports guarantee an excellent stability at all heights. The stretcher can be adjusted between 47,5 cm and 86 cm (with castors ø 150 mm and no mattress). This simplifies the treatment of a patient.
008	Cover cap (*) • Hygienic
	The removable rounded synthetic cover cap makes it easier to clean the carriage.
009	High/low pedal • Easy to operate
	The high/low adjustment is guaranteed by a hydraulic pump that can be adjusted by means of a pedal.
010	5th castor (*) • Your helping hand
	A trump when manoeuvring in small rooms and narrow corridors.
011	Castors • Superb manoeuvrability
	Our extensive gamut of high-quality design castors guarantees a highly mobile and manoeuvrable stretcher.
012	Central brake • Activated with one single movement
	The castors are equipped with a central brake mechanism and accessible pedals. This simplifies patient treatments considerably.
013	(Reverse) Trendelenburg (*) • Highly ergonomic
	When activating the operating pedal, a smooth inclination is created until the desired (Reverse) Trendelenburg position is obtained.
014	Bumpers • Nonstop protection
	The Vico Stretcher is standard equipped with 4 bumpers that both protect the wall and the stretcher during any movement.

Haelvoet nv
Edition 2014
Haelvoet reserves the right to modify the product.
Small colour deviations are possible.

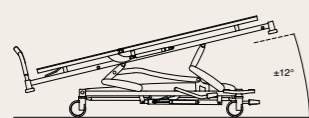
* option for the Vico Stretcher

Efficient in use

The Vico Stretcher has been designed to give first aid quickly and efficiently in several situations. Numerous possibilities and accessories make the work of the nursing staff easier, whereas the patient's welfare is increased.

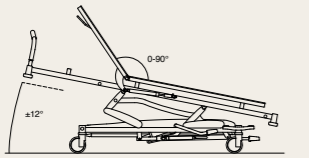
• Operations

The stretcher is very easy to operate and can be put in its desired position in no time.



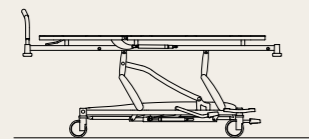
(Reverse) Trendelenburg position

The (Reverse) Trendelenburg position (*) can be activated by means of the red pedal at the foot end of the stretcher. When the pedal is stepped on, the stretcher inclines fluently until the desired position is reached.



Seating position

The two-section mattress platform is equipped with a lever at the top of the back support. This lever is within easy reach, making it possible to obtain a comfortable patient position quickly. A four-section mattress platform is optionally available.



High/low position

The high/low position can be found and activated very fast. Thanks to the hydraulic high/low pedals on both sides of the stretcher, the mattress platform height can be adjusted ergonomically.

• X-ray permeable mattress platform


The mattress platform of the Vico Stretcher is suited to take x-rays. Together with the x-ray cassette holder (*), it is possible to make a diagnosis quickly. Depending on your wishes, this cassette holder can be mounted on the backrest or put completely under the mattress platform. The patient doesn't have to be moved for this, so unnecessary risks are avoided.



* option for the Vico Stretcher

Functional design

Close attention has been paid to efficient care during the development of the Vico Stretcher. Thanks to the well-considered choice of materials, as well as the use of smooth and easily accessible surfaces, this stretcher is ready to be used swiftly.



• Mattress

Maximum patient comfort

Two mattress types have been especially developed for the Vico Stretcher. Both mattresses are filled with fire-retardant foam. They are very durable and easy to clean. The Vico standard mattress has a thickness of 7 cm. The visco-elastic surface of the comfort mattress is 3 cm thick (*) and offers extra patient support.

• Mechanical


A minimum of maintenance

The maintenance-free hydraulic pump and gas spring make this stretcher a durable investment.

• Removable cover cap

Hygienic

Thanks to the rounded synthetic cover cap (*), even the surfaces that are difficult to reach can be cleaned very easily.



001 The (Reverse) Trendelenburg pedal (*) guarantees an utmost ergonomic adjustment.

002 The operating lever of the backrest is within easy reach.

003 The high/low pedal is installed on both sides of the stretcher, and is within easy reach for the nursing staff.

004 The x-ray cassette holder (*) can be installed easily and quickly on both the backrest and the mattress platform frame.

005 The solid laminate mattress platform sections (*) are suited to perform radiological examinations, without having to move the patient.

006 The standard mattress has a thickness of 7 cm.

007 The removable cover cap (*) makes it easy to clean the stretcher.



Mobile and safe

To move a patient quickly and easily, the stretcher has to be controllable and manoeuvrable. The large castors of the Vico Stretcher and folding push handles make a valuable contribution to this.

- **Central brake**

With one single movement the castors are put in a neutral position, or the directional castor can be activated. The Vico Stretcher can be optionally equipped with 4 brake pedals (2 extra at the head end).



- **Folding IV rod**

The **folding IV rod (*)** can be installed at the head and/or foot end of the Vico Stretcher. It is telescopically extendible, and can be tightened by means of a locking mechanism. The IV rod is equipped with 2 IV hooks. The folding IV rod (*) is available in 2 or 3 pieces.




- **Sideguards**

The **Atmosphere sideguards (*)** offer additional protection while moving the patient. The sideguards can be folded quickly and easily.

- **Push handles or bed panels**

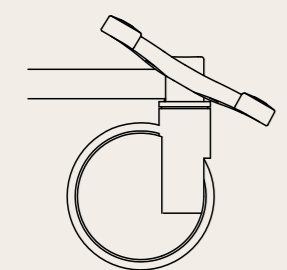
The push handles guarantee that the stretcher can be moved ergonomically. They are standard at the head end, but can be optionally installed at the foot end as well. When not used, these push handles can be folded very easily. By doing so, all necessary treatments can be given without any hindrance.



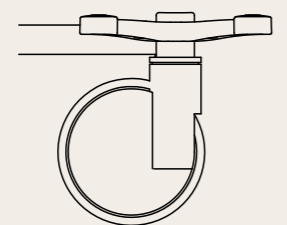
Type 1: These **folding push handles** are standard at the head end. Two push handles at the foot end are optionally available.



Type 2: The optional **Vela panel (*)** is made of a metal bracket and a solid laminate insert panel. The Vela panel has a standard panel locking mechanism. The bracket is optionally available in a chromium-plated edition.

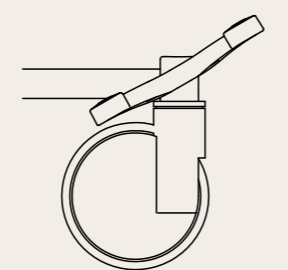


4 braked castors



4 unbraked castors

This position makes it possible to move the stretcher in all possible directions.



1 directional castor

This castor makes it easier to move the stretcher in a straight line.



- **5th castor**

A **central fifth castor (*)** improves the manoeuvrability of the stretcher, especially in small and narrow rooms. Furthermore, the resilient qualities of this castor absorb floor bumps and avoid brusque impacts when crossing thresholds.

* option for Vico Stretcher

Fixed height










The Vico stretcher is also available in a fixed height version. This stretcher is very suited for intern transportations. First diagnoses can be made very fast, thanks to the x-ray permeable mattress platform.

The Vico Stretcher with a fixed height can be equipped with folding IV rods, sideguards, an extra set of push handles at the foot end, a DIN rail, ... With the exception of the high/low carriage, it is possible to have the same functionality as the high/low version.

Accessories

The accessories we offer can be connected with the existing cases and accessory holders. Haelvoet makes sure that the accessories are at least as good as our stretchers, so that you can always have absolute certainty that your product has the best quality.

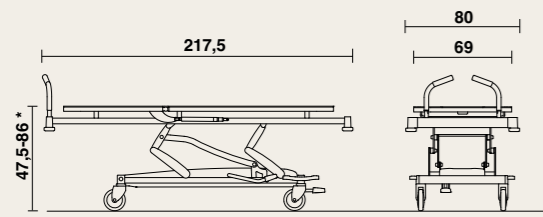


005	Monitor holder		<p>Monitor holder with a metal frame and a solid laminate tablet.</p> <p>Dimensions of the tablet: 650 x 300 mm</p>
001	DIN rail		<p>An additional chromium-plated DIN rail can be installed on both sides of the stretcher.</p>
006	Inclination indicator		<p>The inclination indicator shows the inclination angle of the mattress platform section, on which it has been put. This can be installed per pair on the backrest or on the mattress platform frame.</p>
002	Folding IV rod		<p>A telescopic folding IV rod with 2 hooks can be installed at the head and/or foot end, and has to be tightened by means of a locking mechanism. Choice between IV rod in 2 or 3 pieces.</p>
007	Removable oxygen bottle holder		<p>The oxygen bottle holder consists of a strong arm and a basket made of solid steel wire. It is finished with an epoxy coating or a chromium-plated layer (*). The oxygen bottle holder can be installed in the 4 corners of the stretcher.</p>
003	Removable IV rod		<p>The removable IV rod with 2 hooks can be installed in the 4 corners of the stretcher.</p>
008	Fixed oxygen bottle holder		<p>The fixed oxygen bottle holder is attached to the carriage. It is available with an epoxy coating or chromium-plated layer (*).</p>
004	X-ray cassette holder		<p>The x-ray cassette holder can be easily attached to the backrest platform section. It can also be put completely under the mattress platform.</p>
009	Comfort mattress		<p>The comfort mattress (*) is 10 cm thick, of which 3 cm consists of visco-elastic foam.</p>

* option for the Vico Stretcher

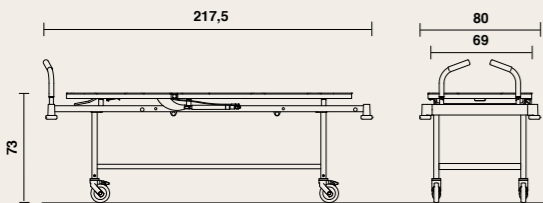
Vico Stretcher Summary

• Dimensions and performances (high/low stretcher)



- width: 80 cm, length: 217,5 cm
- height variation of the mattress platform: ± 47,5 cm - ± 86 cm (* with castors Ø 150 mm)
- safe working load: 250 kg
- weight (without accessories): 85 kg
- mattress dimensions: 201 x 70,5 cm, thickness: 7 cm

• Dimensions and performances (stretcher with a fixed height)



- width: 80 cm, length: 217,5 cm
- fixed height of the mattress platform: 73 cm (with castors Ø 125 mm)
- safe working load: 250 kg
- weight (without accessories): 70 kg
- mattress dimensions: 201 x 70,5 cm, thickness: 7 cm



Haelvoet makes sure that its excellent price-quality ratio is not at the expense of the environment. Our company considers durability – in all possible meanings – of paramount importance. All our products have a long lifespan and are delivered with a 10-year guarantee on construction errors.

The Vico Stretcher is made in accordance with ISO 9001:2015 and ISO 13485:2016 and complies with the European Medical Device Regulation EU 2017/745 and all other applicable European harmonised norms:



EN ISO 14971 Application of risk management to medical devices.

	Standard Vico Stretcher		Options Vico Stretcher				
MATTRESS PLATFORM							
	• 2-section mattress platform with solid laminate sections		• 4-section mattress platform with solid laminate sections				
CASTORS							
	• Levina castors Ø 125 mm, separate brakes (only with a fixed height)	• Integral S castors Ø 150 mm, central brake (only with H/L stretcher)	• Integral S castors Ø 200 mm, with central brake (only with H/L stretcher)	• 5th castor, only with Integral S castors Ø 200 mm	• Extra set of brake pedals at the head end		
PANELTYPE							
	• Push handles at the head end		• Push handles at the foot end	• Vela panel at the head and/or foot end			
SIDE GUARDS							
			• Atmosphere sideguards				
CONTROLS							
	• Operating lever	• High/low pedal	• (Reverse) Trendelenburg pedal				
EXTRAS							
	• 4 bumpers		• DIN rail	• Cover cap	• Folding IV rod	• Paper roll holder	

HAEVOET NV **BELGIUM**
L. BEKAERTSTRAAT 8, 8770 INGELMUNSTER
T +32 (0) 51 48 66 95
INFO@HAEVOET.BE WWW.HAEVOET.BE

HAEVOET SA **SWITZERLAND**
ROUTE DE LA PLAINE 45, 1580 AVENCHES
T +41 (0) 26 675 46 86 F +41 (0) 21 560 46 46
INFO@HAEVOET.CH WWW.HAEVOET.CH

HAEVOET S.A.R.L. **FRANCE**
130, BOULEVARD DE LA LIBERTÉ, 59000 LILLE
T +33 (0) 3 20 02 71 71 F +33 (0) 3 20 88 18 91
INFO@HAEVOET.FR WWW.HAEVOET.FR

HAEVOET S.R.L. **ROMANIA**
PARCUL INDUSTRIAL 1,455200 JIBOU, SALAJ
T +40 (0) 260 64 22 33 F +40 (0) 260 64 22 55
INFO@HAEVOET.RO WWW.HAEVOET.RO

